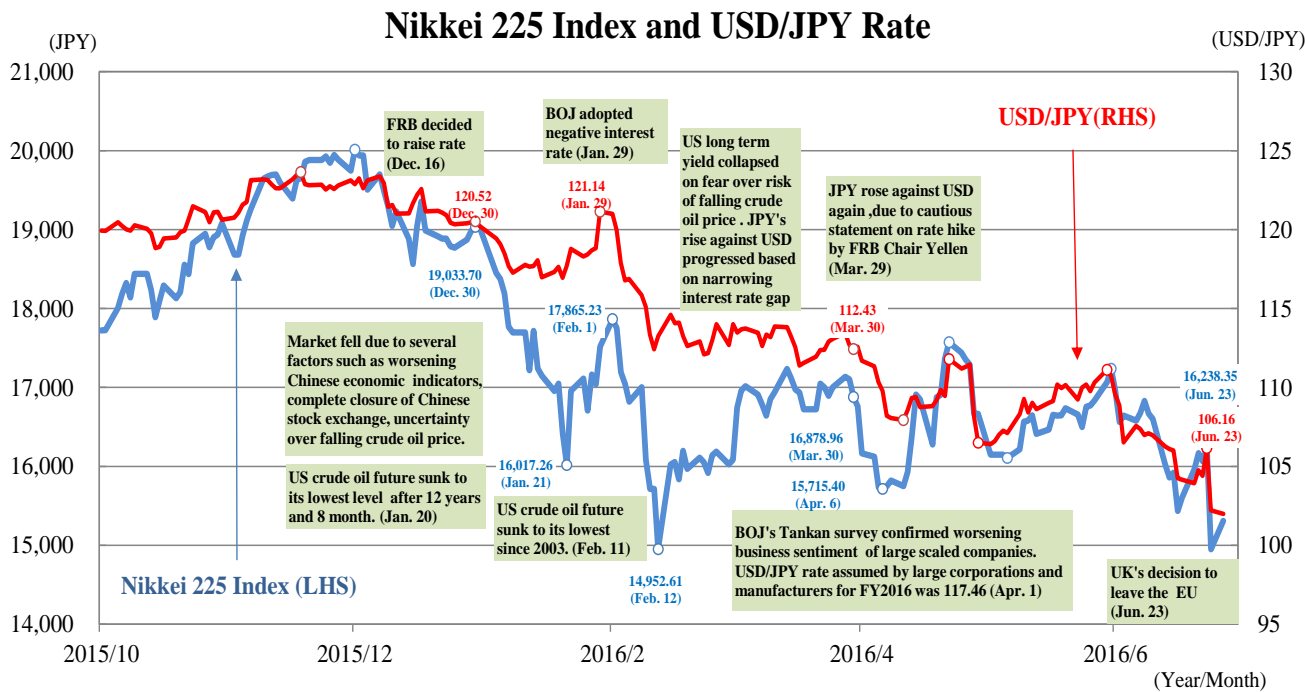


Japanese Equity Market, Present and Outlook

1. Japanese equity market fell reacting to UK's exit from European Union (EU)

- Japanese financial market was the first to be impacted amongst the global market by UK's referendum choosing to "Remain" or "Leave" EU on 23rd June. USD/JPY rate saw a sharp appreciation of JPY, briefly fell below JPY100 reacting to mounting risk-off sentiment along with clearer predominance of "Leave" on 24th June.
- Nikkei 225 index also declined, reaching a new low of year 2016.
- In the beginning of the following week, US and European markets fell into further correction due to weaker Sterling Pound and falling stock prices led by financial companies, which deepened concerns over financial markets.



(Note) Data period is from 1st October 2015 to 27th June 2016. (Source) SMAM, based on Bloomberg L. P. data.

2. Uncertainty over Europe is expected to continue

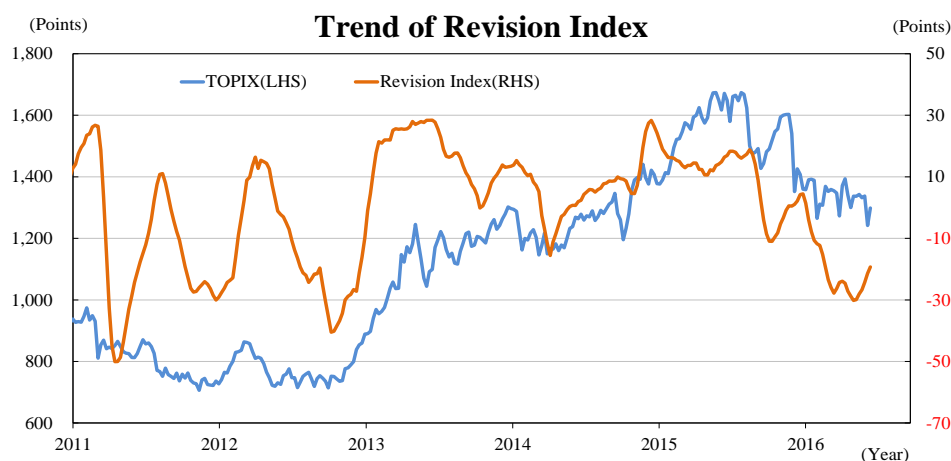
- Procedures for UK to leave the EU will be negotiated between the two parties down the road. EU indicates to toughen their stance against UK. At present, it is difficult to assess magnitude of impact on regional economies and corporate activities, as negotiation process is still not certain.
- Domestically, UK seems to be in a chaos as rifts within current government of Conservatives as well as within opposition party of Labours are rising to surface. Possibility of Scotland and Northern Ireland to seek for independence from UK may get higher. A major credit rating agency announced the down grade of UK Gilt.
- As above, uncertainly surrounding Europe will remain for sometime due to the shock of UK's decision to "Leave" the EU.

3. The Most important issue is currency

- “Currency” is the key of Japanese equity market. This is because currency volatility is likely to affect Japanese economy and corporate earnings as well as raising the risk of lowering investors' sentiment.
- UK's leave from the EU is considered to be a “risk-off” factor, and accordingly, JPY tended to appreciate due to capital inflow as it is considered as a safe asset. However, not only JPY but also USD will see capital inflow, as a “risk-off” this time was originally occurred in Europe. Therefore, we think the risk is not that high of JPY alone to appreciate against all the other currencies.
- In terms of USD/JPY rate going forward, US economy, especially the US employment data due on 8th July, may gather more attention. Responding to UK's leave vote from EU, market's expectation is increasing that US is unlikely to raise interest rate for a while. In addition to deteriorating external factors, if US employment data is worse than expected, uncertainty over US economy may rise and lead to further JPY appreciation against USD.
- However, we see the risk of USD/JPY rate to widely move below 100 is limited, as US economy seems to maintain its growth momentum, though in slower pace, including employment growth, and also additional easing is expected in Japan.

4. Some factors might stop free fall of Japanese equity market

- Although Japanese equity market declined sharply affected by surge of JPY and across-the-globe equity price fall, earnings momentum (Revision Index) and equity price valuation are expected to work as an anchor for Japanese equity market to some extent.
- Revision Index of Japanese equity market is still below surface, however, we can observe signs of the index bottoming out. In addition, P/E ratio of Nikkei 225 index entered into “Undervalued Zone” again, due to the sharp fall of equity prices.
- Further deterioration of corporate earnings is a matter for a concern. If JPY appreciation accelerates further, corporate earnings are most likely to be revised downwards and there is a possibility that the Japanese equity market will remain unstable for sometime.



(Note) Data period is from 6th January 2011 to 23rd June 2016.

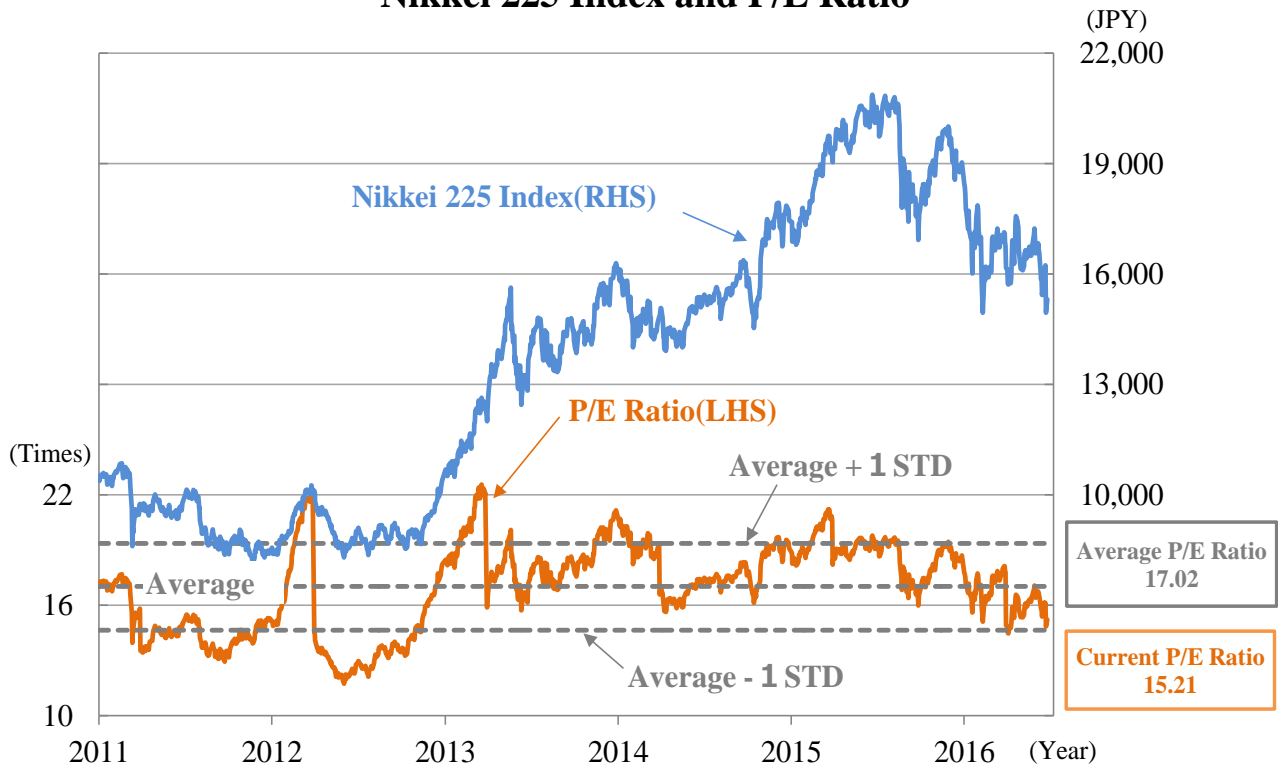
Revision Index = (No. of stocks with earnings revised upward - No. of stocks with earnings revised downward) / Total No. of stocks.

(Source) SMAM, based on Datastream data.

5. Future Outlook – The market awaits for catalysts

- Japanese equity is expected to remain range-bound for the coming few months because of uncertainty over external environment. We need to focus on economic indicators and monetary policy of both Japan and US as well as scale and contents of fiscal stimulus package in Japan.
- The chance of US interest rate hike within the current year will still remain, if US employment numbers scheduled to be announced on 8th July comes out rather solidly around 150,000. This will be a tailwind to Japanese equity, as risk of further JPY appreciation will be mitigated.
- Meanwhile, the possibility of additional easing and expansion of fiscal stimulus package is getting higher in Japan. If view on the Japanese economy and corporate earnings improves supported by these expectations, we can foresee the Japanese stock market to gradually move upward.

Nikkei 225 Index and P/E Ratio



(Note) Data period: 4th Jan. 2011 to 27th Jun. 2016. P/E Ratio = Stock price / Estimated earning per share. IBES estimate. Average P/E Ratio and Average P/E Ratio +/- Standard Deviation (STD) is calculated from Jan. 2011 to 27th Jun. 2016 (Daily basis).

(Source) SMAM, based on Bloomberg L. P. data.

Disclaimer

Please read this disclaimer carefully.

- This material is for non-Japanese institutional investors only.
- The research and analysis included in this report, and those opinions or judgments as outcomes thereof, are intended to introduce or demonstrate capabilities and expertise of Sumitomo Mitsui Asset Management Company, Ltd. (hereinafter “SMAM”), or to provide information on investment strategies and opportunities. Therefore this material is not intended to offer or solicit investments, provide investment advice or service, or to be considered as disclosure documents under the Financial Instruments and Exchange Law of Japan.
- The expected returns or risks in this report are calculated based upon historical data and/or estimated upon the economic outlook at present, and should be construed no warrant of future returns and risks.
- Past performance is not necessarily indicative of future results.
- The simulated data or returns in this report besides the fund historical returns do not include/reflect any investment management fees, transaction costs, or re-balancing costs, etc.
- The investment products or strategies do not guarantee future results nor guarantee the principal of investments. The investments may suffer losses and the results of investments, including such losses, belong to the client.
- The recipient of this report must make its own independent decisions regarding investments.
- The opinions, outlooks and estimates in this report do not guarantee future trends or results. They constitute SMAM's judgment as of the date of this material and are subject to change without notice.
- The awards included in this report are based on past achievements and do not guarantee future results.
- The intellectual property and all rights of the benchmarks/indices belong to the publisher and the authorized entities/individuals.
- This material has been prepared by obtaining data from sources which are believed to be reliable but SMAM can not and does not guarantee its completeness or accuracy.
- All rights, titles and interests in this material and any content contained herein are the exclusive properties of SMAM, except as otherwise stated. It is strictly prohibited from using this material for investments, reproducing/copying this material without SMAM's authorization, or from disclosing this material to a third party.

Registered Number: Kanto Local Finance Bureau (KINSHO) No.399

Member of Japan Investment Advisers Association, The Investment Trusts Association, Japan and

Type II Financial Instruments Firms Association

© Sumitomo Mitsui Asset Management Company, Limited